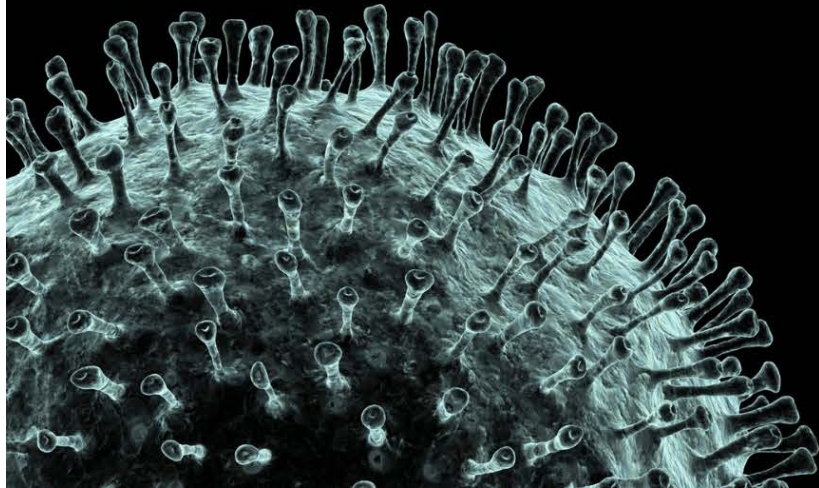


COVID-19 Conversations



Jennifer Nuzzo, DrPH, SM

Senior Scholar, Johns Hopkins
Center for Health Security



COVID19Conversations.org

[#COVID19Conversations](https://twitter.com/COVID19Conversations)



AMERICAN PUBLIC HEALTH ASSOCIATION
For science. For action. For health.



What's Next After Social Distancing?

Jennifer B. Nuzzo, DrPH, SM



JOHNS HOPKINS
BLOOMBERG SCHOOL
of PUBLIC HEALTH

Center for
Health Security

Worrisome Signs in Italy

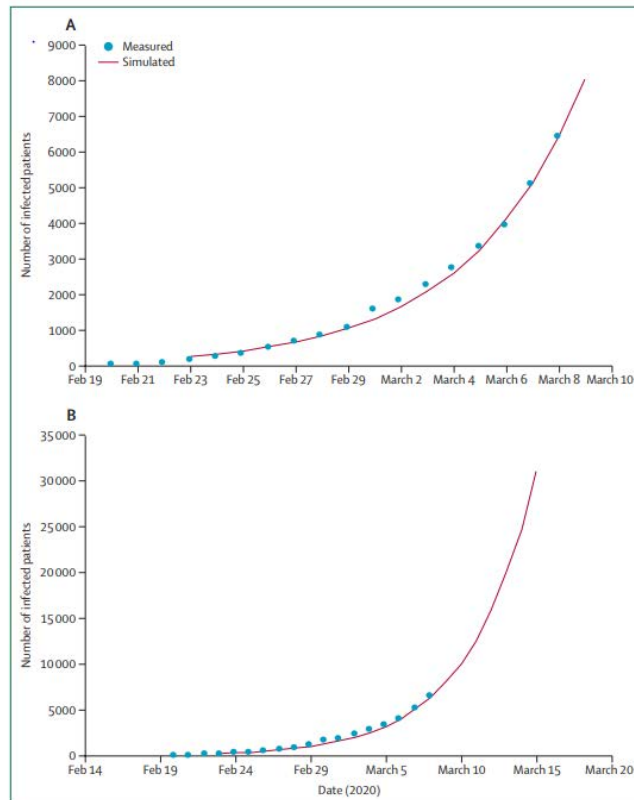


Figure 1: Measured and predicted number of patients reported to be infected in Italy using an exponential curve
Panel A shows number of infections in previous days and B shows projections for the coming days.

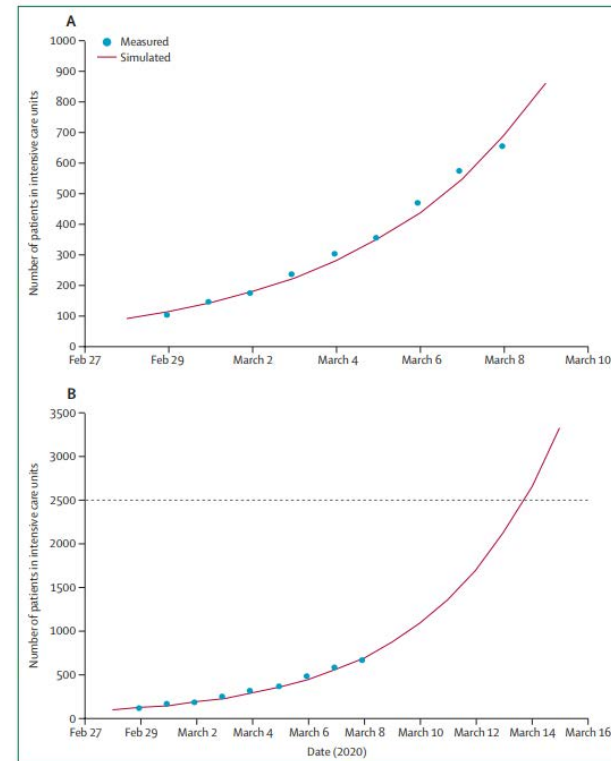
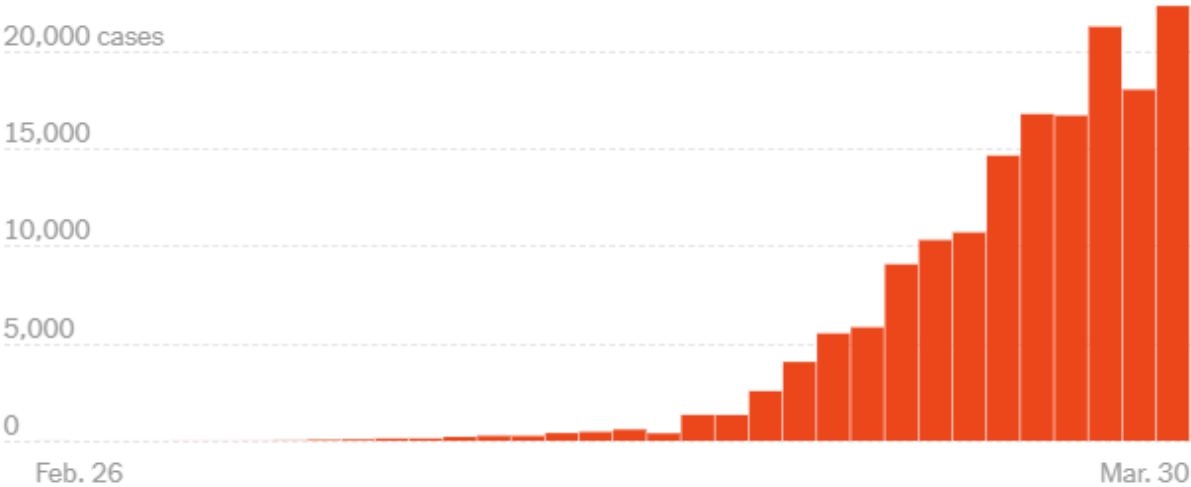


Figure 2: Measured and predicted number of patients in intensive care units in Italy using an exponential curve
Panel A shows number of patients in intensive care units in previous days and B shows projections for the coming days. The dotted line represents the estimated capacity of intensive care beds in Italy.

COVID-19 in the US

New coronavirus cases announced in the U.S. each day



Source: C.D.C., state and local health agencies, hospitals.

How Long Will it Last?

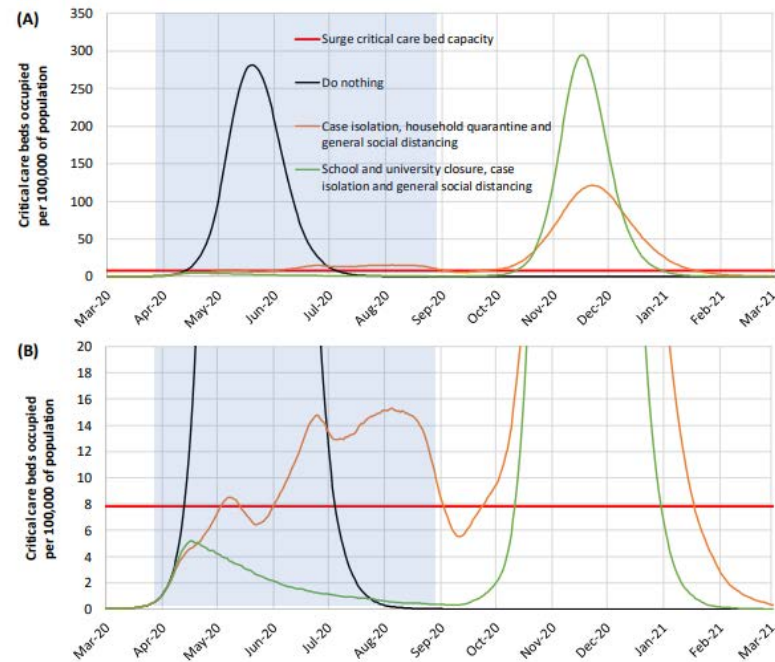
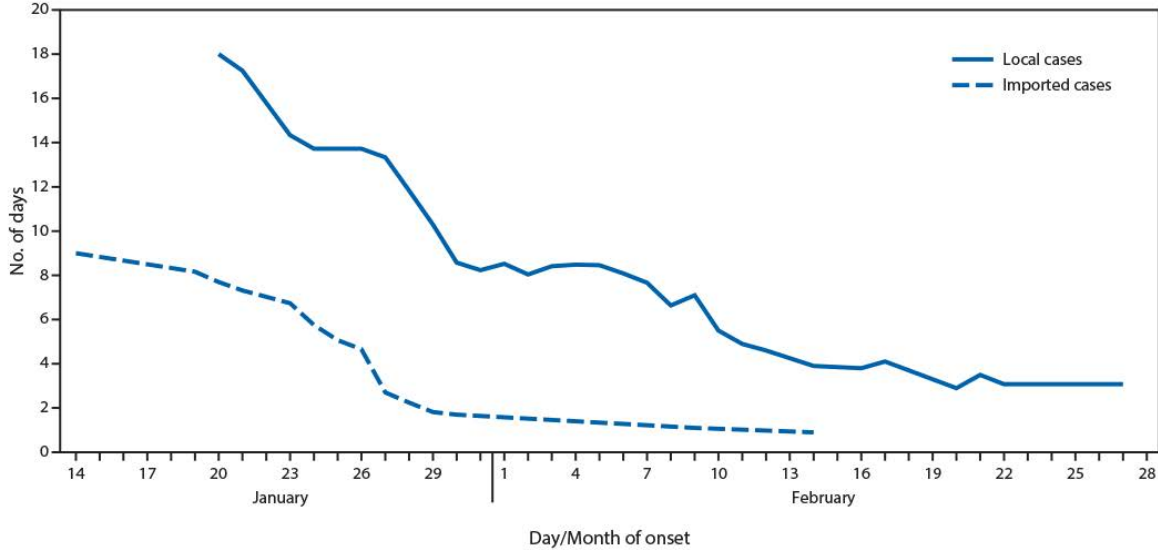


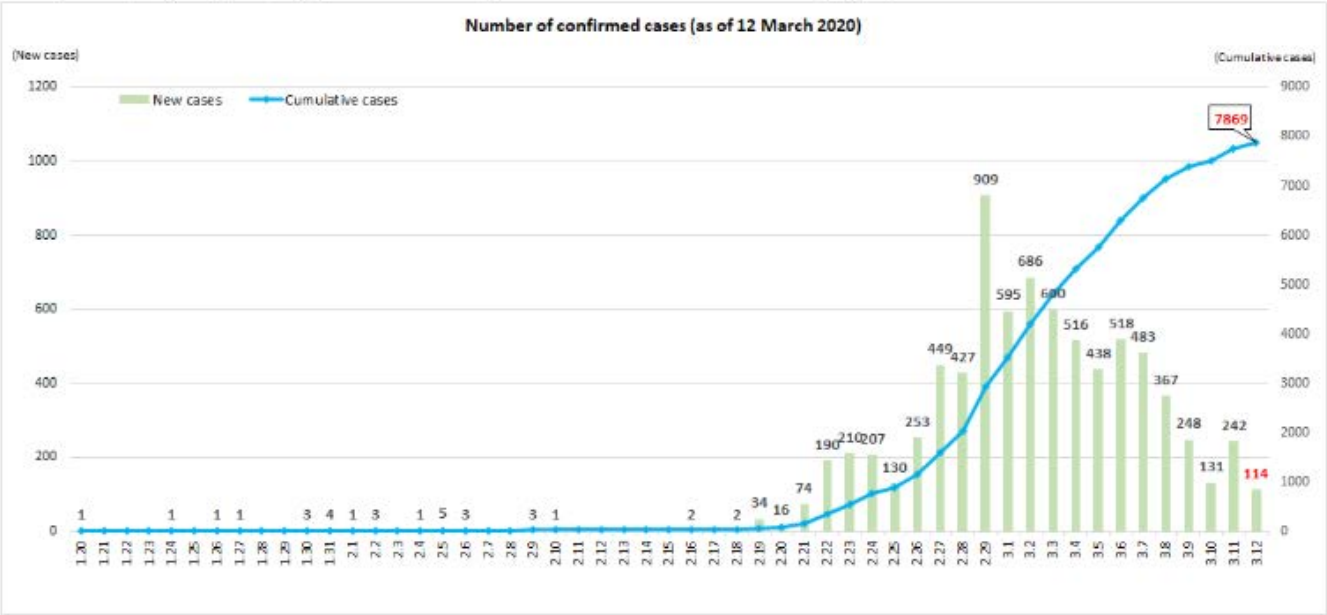
Figure 3: Suppression strategy scenarios for GB showing ICU bed requirements. The black line shows the unmitigated epidemic. Green shows a suppression strategy incorporating closure of schools and universities, case isolation and population-wide social distancing beginning in late March 2020. The orange line shows a containment strategy incorporating case isolation, household quarantine and population-wide social distancing. The red line is the estimated surge ICU bed capacity in GB. The blue shading shows the 5-month period in which these interventions are assumed to remain in place. (B) shows the same data as in panel (A) but zoomed in on the lower levels of the graph. An equivalent figure for the US is shown in the Appendix.

Singapore

FIGURE 2. Interval from symptom onset to isolation or hospitalization (7-day moving average), of coronavirus disease 2019 (COVID-19 cases) (N = 100), by importation status — Singapore, January 14–February 28, 2020



South Korea



POLITICO



OPINION | CORONAVIRUS

A Game Plan to End Social Distancing

If we're serious about controlling the crisis, here's what it will take—and who needs to step up, from the Pentagon to the Peace Corps.

<https://www.politico.com/news/agenda/2020/03/30/social-distancing-game-plan-154915>

Health System Weaknesses

4) SUFFICIENT & ROBUST HEALTH SECTOR TO TREAT THE SICK & PROTECT HEALTH WORKERS

4.1) Health capacity in clinics, hospitals and community care centres

4.2) Medical countermeasures and personnel deployment

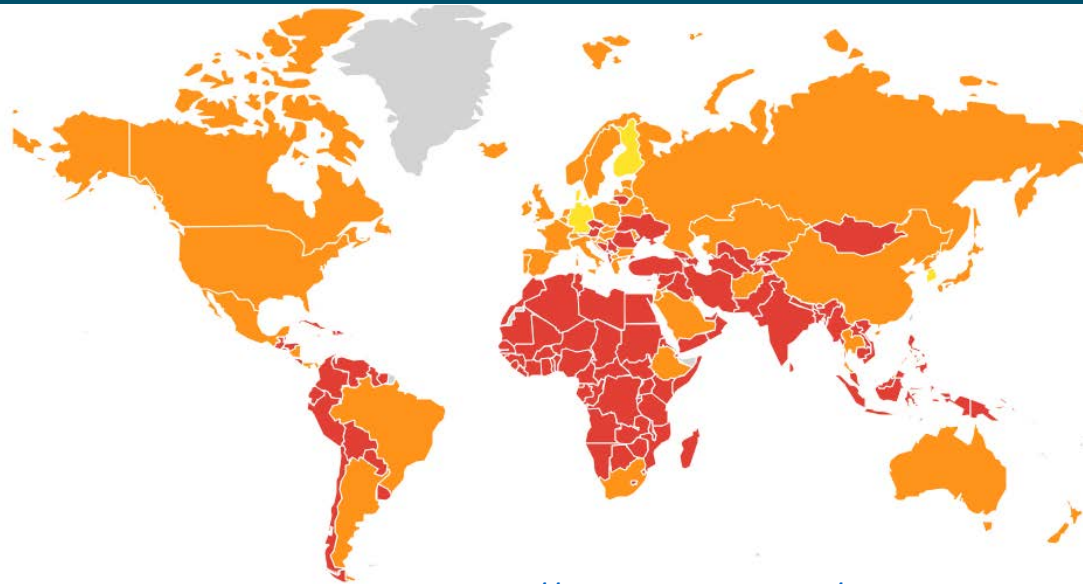
4.3) Healthcare access

4.4) Communications with healthcare workers during a public health emergency

4.5) Infection control practices and availability of equipment

4.6) Capacity to test and approve new medical countermeasures

GHS INDEX
GLOBAL HEALTH
SECURITY INDEX



<https://www.ghsindex.org/>

Key

● Most Prepared

● More Prepared

● Least Prepared

Select a country to see
Overall Score/Rank and
access a full country
page.

Next Step: Measure and Motivate Health System Resilience

Health System Resilience Capacities	Overlap with WHO JEE Capacities
Communication Infection Prevention & Control	YES
Access to Financing Leadership & Command Structure Surge Capacity Healthcare Workforce Medical Supplies & Equipment	Maybe
Barriers to Healthcare Access Maintaining Critical Infrastructure & Transportation Altered Standards of Care Commitment to Quality Improvement Plans for Post-Event Recovery	NO